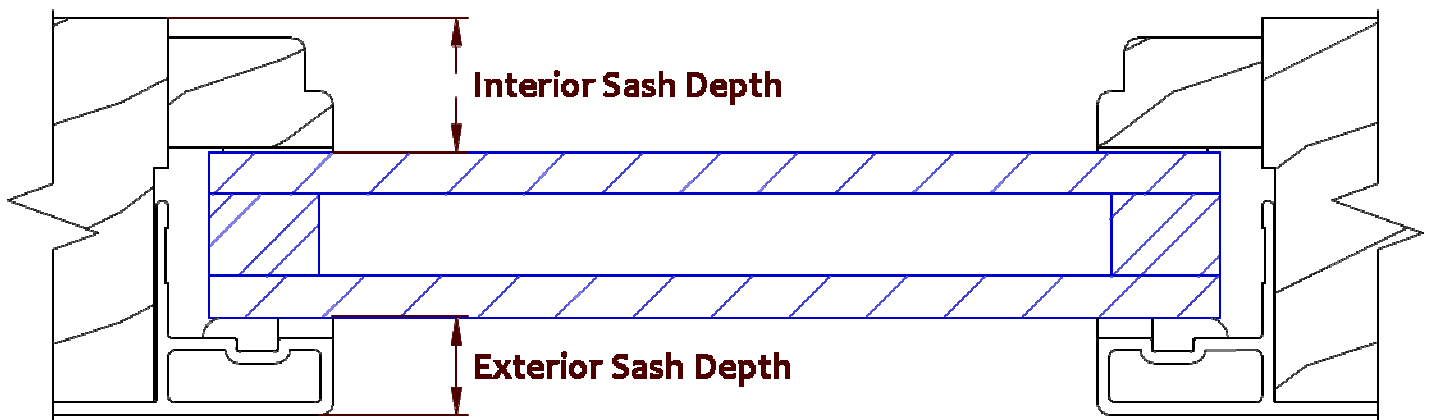




How to Measure

Please contact us toll free at
855-318-5022 or
orders@windowforte.com for
additional help.

Sash Depth Measurements



How to Measure the Sash Depth


- Measure from the outermost portion of the sash face to the glass surface.



How to Measure

Please contact us toll free at
855-318-5022 or
orders@windowforte.com for
additional help.

Non-Surround Grille Measurements



How to Measure for Non-Surround Grilles

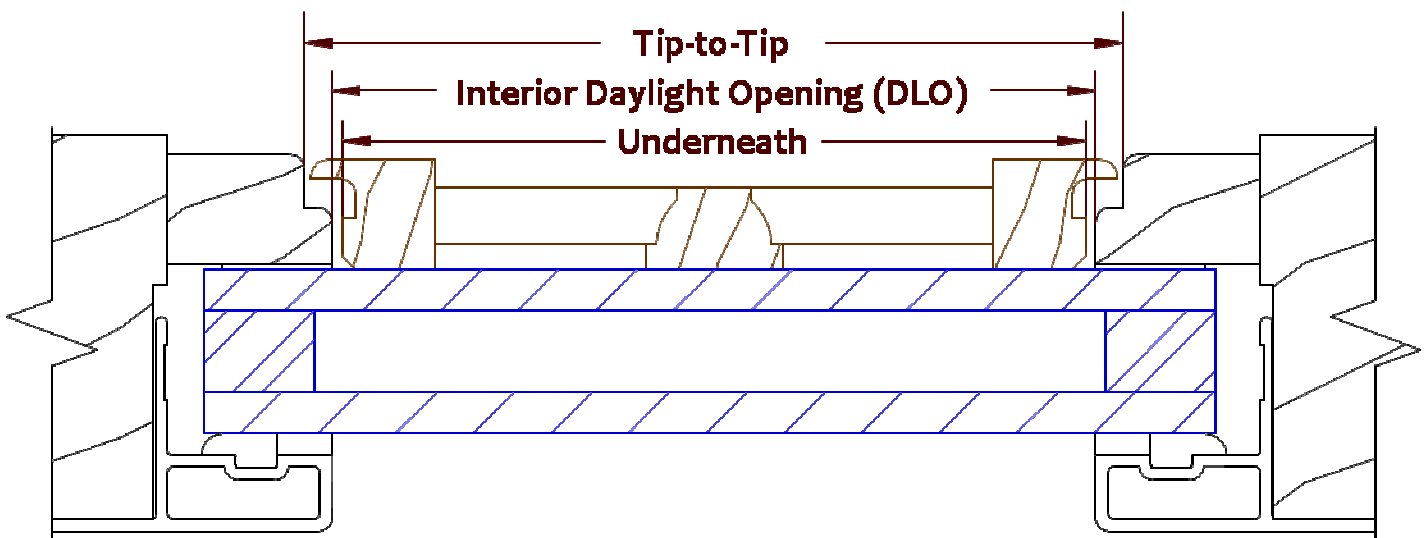
- To measure **Daylight Opening (DLO)**, measure the visible glass, from stop to stop.
- To measure the **Tip-to-Tip** dimension, measure the longest part of the grille on the top of the profile (the portion that faces outward from the glass).
- To measure the **Underneath** dimension, measure the shortest part of the grille bar, on the bottom of the profile (the portion that touches the glass).



How to Measure

Please contact us toll free at
855-318-5022 or
orders@windowforte.com for
additional help.

Surround Grille Measurements



How to Measure for Surround Grilles

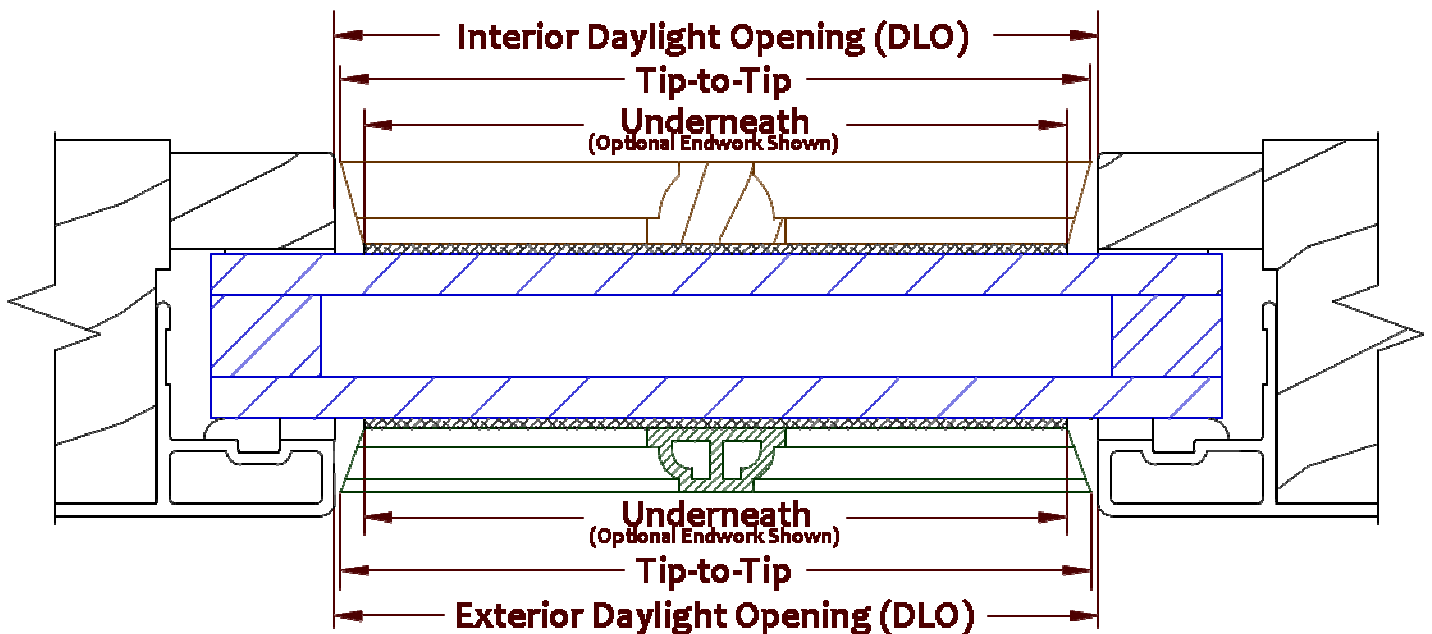
- To measure **Daylight Opening (DLO)**, measure the visible glass, from stop to stop.
- To measure the **Tip-to-Tip** dimension, measure the longest part of the surround (perimeter) portion of the grille, on the top of the profile (the portion that faces outward from the glass).
- To measure the **Underneath** dimension, measure the shortest part of the surround (perimeter) of the grille, on the bottom of the profile (the portion that touches the glass).



How to Measure

Please contact us toll free at
855-318-5022 or
orders@windowforte.com for
additional help.

Simulated Divided Lite (SDL) Grille Measurements



How to Measure for Simulated Divided Lite (SDL) Grilles

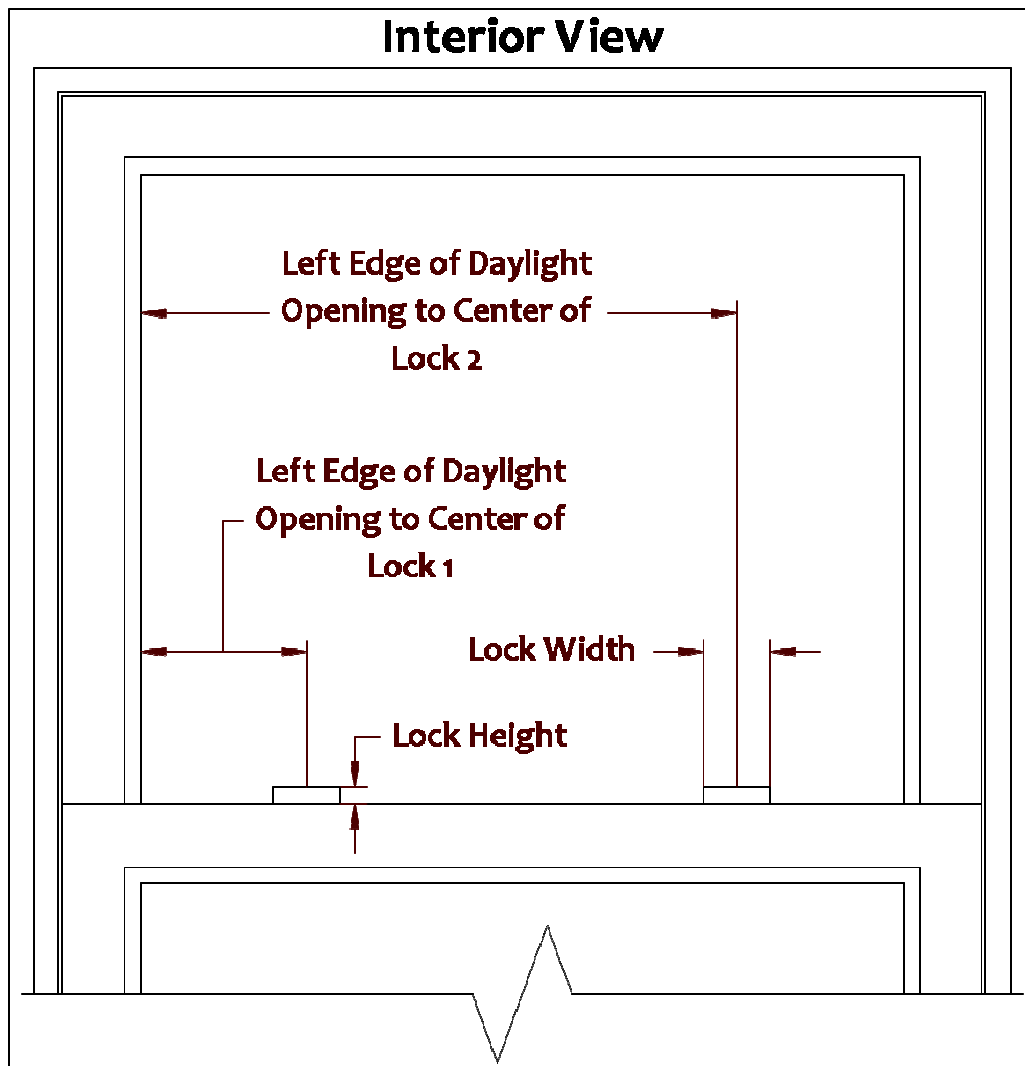
Measurements must be taken on the inside and the outside of the glass.

- To measure **Daylight Opening (DLO)**, measure the visible glass, from stop to stop.
- To measure the **Tip-to-Tip** dimension, measure the longest part of the grille on the top of the profile (the portion that faces outward from the glass).
- To measure the **Underneath** dimension, measure the shortest part of the grille bar, on the bottom of the profile (the portion that touches the glass).



How to Measure

Please contact us toll free at
855-318-5022 or
orders@windowforte.com for
additional help.



How to Measure for Locks

- Measure from the edge of the visible glass to the center of each lock.
- Measure the height of the lock from the tallest point to its resting place on the sash.
- Measure the lock width to the outermost points.